



MALTBYLEARNINGTRUST
Exceptional Experiences. Successful Lives.



PHONICS IN RECEPTION

2023-24

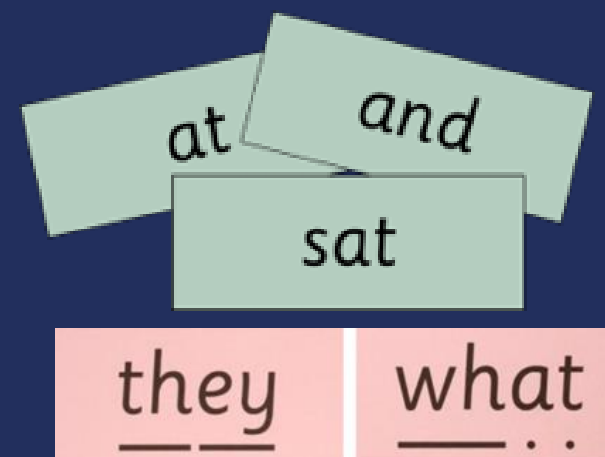


Maltby
Lilly Hall Academy

WHAT IS READ WRITE INC?



sound cards



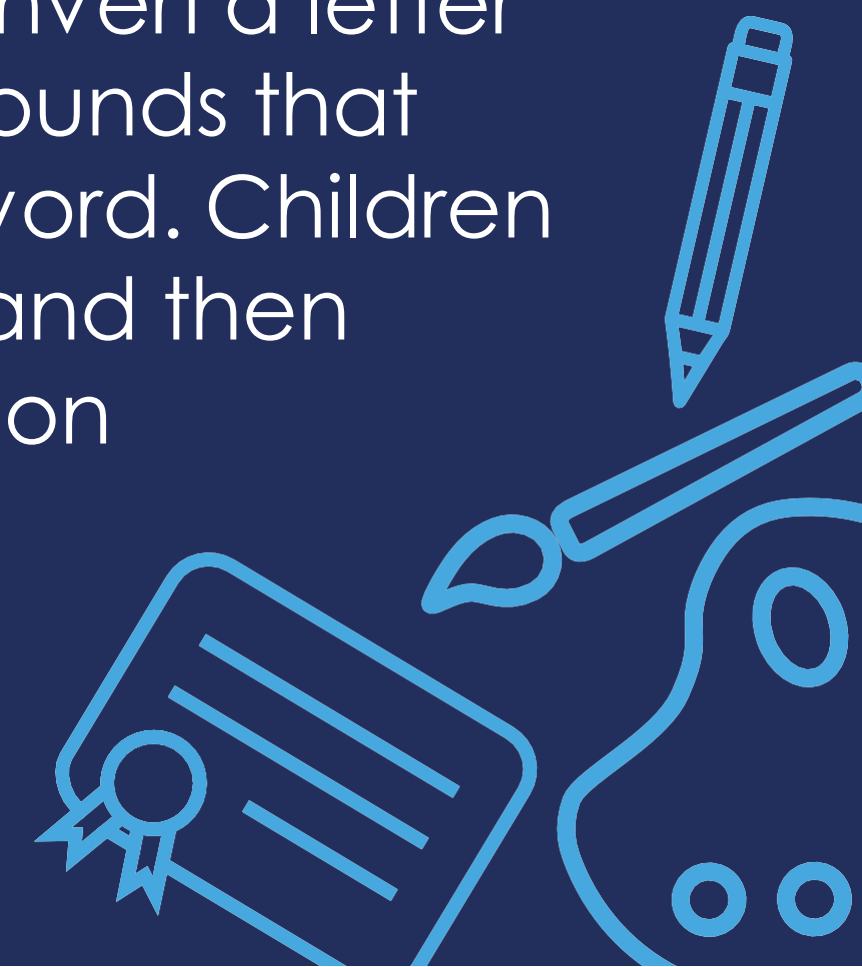
word cards



reading books



Phonics is the ability to convert a letter or a group of letters into sounds that are then blended into a word. Children learn to read accurately and then fluently so they can focus on developing their skills in comprehension.

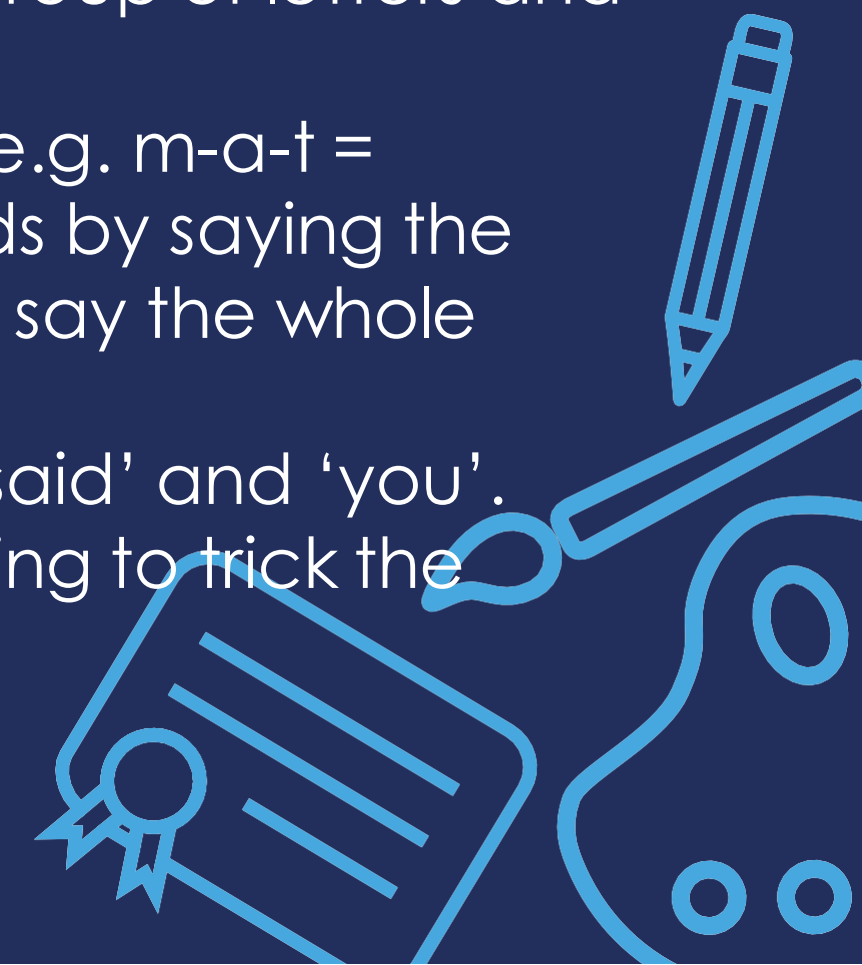


IMPLEMENTATION OF READ WRITE INC (RWI)

We start the systematic teaching of phonics at the very start of EYFS. The children learn to recognise the shape of letters and the sound they make. This is essential for reading, but it also helps children learn to spell. We teach the children simple ways of remembering these sounds and letters.

Children are taught to:

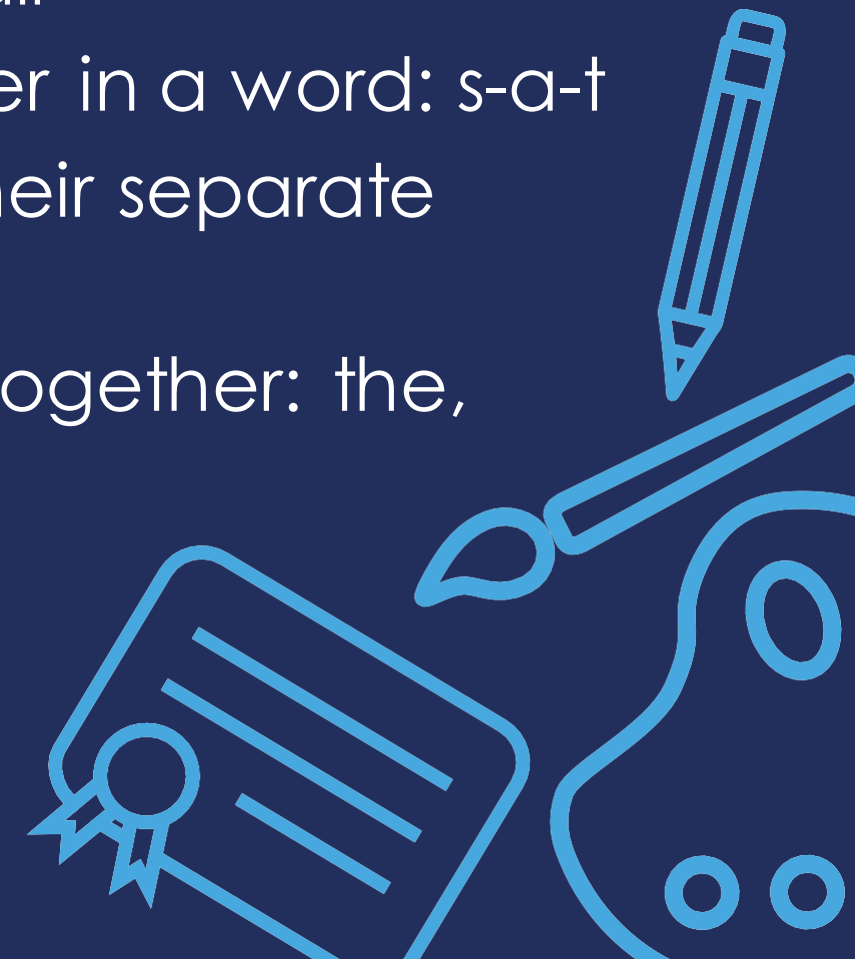
- Say the pure sounds ('mmm' not 'muh', 'sss' not 'suh' etc) to decode letter/sound correspondences quickly and effortlessly and use their phonic knowledge and skills to see a letter, or a group of letters and say the corresponding sound.
- Say words by sounding then blending (Fred talk) e.g. m-a-t = mat, sh-o-p = shop. Children learn to read words by saying the sounds in a word then blending them together to say the whole word.
- Read red words on sight such as 'come,' 'was,' 'said' and 'you'. These are words where a part(s) of the word is trying to trick the children.



PHONIC VOCABULARY

*Your child will learn and use the correct vocabulary e.g
Phoneme, grapheme, digraph, trigraph, blend and
segmenting.*

- **Phoneme**- a sound, that a letter or letters make: 'a', 'sh'
- **Grapheme**- how a sound is written
- **Digraph**- two letters that make one sound: 'ch'
- **Trigraph**- three letters that make one sound: 'air'
- **Blending**- joining the individual sounds together in a word: s-a-t
- **Segmenting**- to break up spoken words into their separate sounds: f-l-sh
- **Tricky words**- words that cannot be blended together: the, said, here, to




PURE SOUNDS IN PHONICS

Sound pronunciation guide



We teach using pure sounds so that your child will be able to blend the sounds into words more easily. Children need to know sounds, not letter names to read words.



<https://www.youtube.com/watch?v=TkXcabDUg7Q>



WHAT WILL YOUR CHILD BRING HOME?



When children are learning how to blend they will bring home a sound blending book.




They will bring a RWI book home for a week. They will have read this book at school the previous week. They should be reading this with fluency. These will be changed once a week.



A RWI book bag book that matches the level of their RWI book.



A 'reading challenge' book that will be changed every Wednesday once it has been read.



They will bring a daily ditty sheet home when reading ditty level.



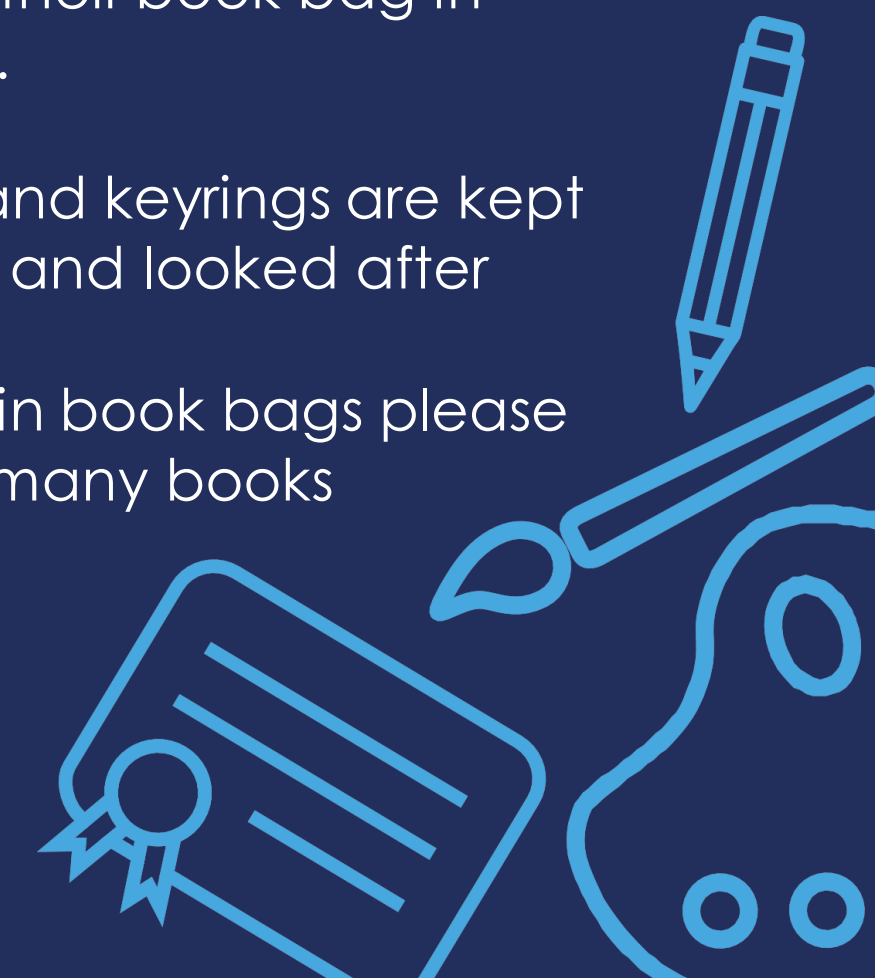
A phonic keyring that will be added to as children learn new sounds and can read words by sight in and out of order.



Your child needs their book bag in school every day.

Ensure all books and keyrings are kept in their book bag and looked after


No water bottles in book bags please as we have had many books damaged.



Children's

Reading

Record



READING RECORD

In your child's reading record there are some top tips for reading, information about Read Write Inc, how to complete the diary and some reading skill question examples.

Record in the diary every time your child reads one of their school books or completes their keyring. Every time that your child reads the RWI book/RWI book bag book or completes their keyring **at least 3 times** during the week (Mon-Sun, on **3 different days**) they will receive a sticker on their reading chart. They will then receive a certificate at certain check points. ALL comments are valuable. Just a smiley face can be a comment!

We will read with your child during the week.

Your child's book challenge checklist is in the back of the book along with their attendance chart. They will receive a star each week that they are at school and have got 100% attendance.



LENDING LIBRARY

We have a lending library at our entrance. You will be able to choose a book with your child and take one home in your book bag to enjoy. Remember to bring it back when you have finished, so that you can take a new one home.



There are leaflets and support materials at the Lending Library for you to take home.



LIFELONG READERS

Love stories

Love words

Love reading

We want all our children to be lifelong readers, we want children who want to read. The most important thing we can do in School and at home, before we begin to teach the sounds is to read stories to children.



PHONICS INTO WRITING

How do we teach writing?

We teach children to use their phonic knowledge to write words. We encourage them to use their 'Fred Fingers' to sound out the letters in the words. Children can spell quickly and easily by segmenting the sounds in words.

e.g. - Using the word 'cat'. Hold up three fingers and pinch the sounds in cat. One sound per finger.

As part of our daily phonics session every child will write each day a range of letters, words or sentences taught.

The rhymes for each letter help children to correctly form the letters. There is a focus to develop pencil control, form letters correctly and acquire good handwriting.





ONLINE SUPPORT

Ruth Miskin Parents' Page:

<https://www.ruthmiskin.com/parents/>

Ruth Miskin Facebook:

<https://www.facebook.com/miskin.education>

Free e-books for home reading:

<http://www.oxfordowl.co.uk/Reading/>

Oxford Owl - Reading for 4-5's

[Reading: Age 4–5 \(Reception\) - Oxford Owl forHome](#)

YouTube Ruth Miskin:



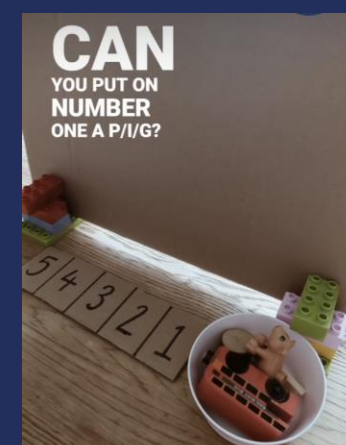

<https://www.youtube.com/@RuthMiskinTrainingEdu/videos>

DFE EYFS – Literacy – Reading comprehension

<https://youtu.be/Nv4L3DHprYQ>



PHONICS IN ACTION



THANK YOU

We hope you have found this presentation useful.
If you have any further questions, please contact the school
via the school email:
info@maltbylillyhallacademy.com

Maltby Lilly Hall Academy
Cliff Hill
Maltby
Rotherham
S66 8AU
Telephone: [01709 812148](tel:01709812148)
Email: info@maltbylillyhallacademy.com

Facebook: [@MaltbyLillyHall](https://www.facebook.com/MaltbyLillyHall)
Twitter: [@MaltbyLillyHall](https://twitter.com/MaltbyLillyHall)

