



**MALTBYLEARNINGTRUST**  
Exceptional Experiences. Successful Lives.



# WELCOME TO NURSERY

2025-26



Maltby  
Lilly Hall Academy

# Our Nursery Team



**Mr Pease**  
Principal



**Miss White**  
Cover Supervisor

## Nursery Bumblebees Class



**Miss Fish**  
Nursery Teacher



**Miss Edwards**  
Early Years Leader



**Miss Alty**  
Teaching Assistant



**Miss Copley**  
Teaching Assistant



# OUR VISION AND VALUES

We are committed to **delivering exceptional learning experiences** that enable all young people to **thrive** in a competitive world and **lead successful and fulfilling lives**.

We passionately believe that every child should have the best possible start in life and deserves a curriculum designed to ensure they get the knowledge, skills and cultural capital they need to succeed.

**OUR MORAL PURPOSE** - Act in ways that are principled, built upon a clear set of personal values. We are passionate about making a positive difference to the lives of all children, families and communities.

[Maltby Lilly Hall Academy - OUR VISION AND VALUES](#)



# WELCOME TO BUMBLEBEES NURSERY CLASS

**We would like to warmly welcome you and your child to the  
Nursery class at Maltby Lilly Hall Academy.**

Starting school is a very special time and we are here to support both you and your child on this exciting journey.

We will provide your child with a safe and stimulating learning environment where they will make friends and feel valued.

They will thrive, explore and develop their interests and abilities across the seven areas of learning and development.



# SETTLING IN TO NURSERY

- During the first term our main priority is **settling your child** into the routines of nursery.
- We will focus mainly on **developing skills** around Personal, Social and Emotional development as well as Communication and Language.
- Most of the day will be spent in choosing time, centred around the children's interests. The children will have access to provision outside and inside. Within provision, there are a range of areas that are fun and exciting focussing on various topics.
- During choosing time, the children will also be asked to take part in short adult-focused activities, and these could include individual, small groups or the whole-class.



# MLHA EARLY YEARS CENTRE – at the start



# MLHA EARLY YEARS CENTRE



# MLHA EARLY YEARS CENTRE



# ARRIVING AT OUR NURSERY

When you arrive at school you will follow a path up to the Nursery class entrance via Lilly Hall Road and line up near the fence. The teachers will meet and greet the children, please ensure children remain with you and not use any of the equipment set up. Children will be supported to say their goodbyes and enter their Nursery class.

## Timings of the school day:

### **All-Day: 8.30am - 3.30pm**

- Doors open - 8.25am
- Children are registered and learning begins - 8.30am
- Doors close at 8.35am in case any parents need to discuss any issues or concerns.
- If your child arrives after 8.30am please take them to the main entrance to be signed in and registered.
- Home time is 3.30pm

### **AM Session: 8.30am - 11.30am**

- Doors open - 8.25am
- Children are registered and learning begins - 8.30am
- Doors close at 8.35am in case any parents need to discuss any issues or concerns.
- If your child arrives after 8.30am please take them to the main entrance to be signed in and registered.
- Home time is 11.30am

### **PM Session: 12.30pm - 3.30pm**

- Doors open - 12.25pm
- Children are registered and learning begins - 12.30pm
- Doors close at 12.35pm in case any parents need to discuss any issues or concerns.
- If your child arrives after 12.30pm please take them to the main entrance to be signed in and registered.
- Home time is 3.30pm



## **Absence**

We ask that you report your son/daughter's absence as soon as possible on each day of absence. Call the school office on 01709 812148 or email – [info@maltbylillyhallacademy.com](mailto:info@maltbylillyhallacademy.com) . If your child has had sickness and/or diarrhoea, please allow 48 hours before your child returns to school.

## **Holidays**

You must fill in a leave of absence form, please request this from the school office.



# WORKING WITH PARENTS


- You will have the opportunity to work on a range of learning with your child in fortnightly class sessions. This will start in Spring 1 and continue all year.

## SEESAW

The school uses SeeSaw as our primary communications platform. SeeSaw is used to share learning updates with parents/carers and enable teachers to relay important information to keep families updated on school activities. Please note, this will be one-way communication.

- However, we love hearing about important events or achievements in your child's life outside of school! If there's something special you'd like to share—like a swimming certificate, a family celebration, or a proud moment—please let us know. We'd love to celebrate it in class or include it in your child's learning journey.

- It is recommended for parents to use the school office phone 01709 812148 or email [info@maltbylillyhallacademy.com](mailto:info@maltbylillyhallacademy.com) for any concerns.



# DROP OFF AND PICK UP

Please ensure you have completed the form which tells us who we can expect to drop off/pick up the child and the child's unique word. The staff will ask for the password if the adult is not familiar. This is to safeguard all children.

Please ensure that you inform the class teacher if there is a different adult collecting the child on that day. You can also call school to inform us. This is to keep our children safe.

We will need this information **prior** to children visiting for transition sessions.



The Nursery class Entrance



# BREAKFAST CLUB

---

Our breakfast club will run from 7.45am - 8.30am

The cost is £4.00 per day

This will run as a club where you can bring your child on the day and they will be admitted, however, if numbers increase dramatically, we may need to employ a booking system further down the line and reserve the right to do so.



# CHARACTERISTICS OF EFFECTIVE TEACHING AND LEARNING

---

'Characteristics of Effective Teaching and Learning' are embedded into everything that we do in Early Years. We reflect on the children's rate of development and use the three characteristics to plan cross curricular learning within all areas, to ensure all children remain effective and motivated learners. These characteristics are the way in which a child engages with other people and the environment.

- **Playing and Exploring** -Children investigate and experience things, and 'have a go'
- **Active Learning**- concentrate and keep on trying if they encounter difficulties and enjoy achievements.
- **Creating and thinking critically**- Children have and develop their own ideas, make links between ideas and develop strategies for doing things.

'Characteristics of Effective Teaching and Learning' page 12-19



# DEVELOPMENT MATTERS

'No job is more important than working with children in the early years. Language is the foundation of children's thinking and learning.' (Development Matters 2021)

[Click here](#)

The age-related expectations are set out in the table below. However, we know that children develop at different rates, some may be working above or below age related expectations, therefore your child's targets will be personal to their learning journey.



Development Matters	Age related expectations
Birth to 3	Expectation on <b>entry to Nursery</b> is that children demonstrate most elements of this band.
3 and 4 year olds	Expectation at the <b>end of Nursery</b> is that children demonstrate most elements of this band.
Children in Reception	Children in <b>Reception</b> are working on the elements in this band.
Early Learning Goals	End of year <b>expectations for Reception</b> children.



# THE EARLY YEARS FOUNDATION STAGE CURRICULUM

At Maltby Lilly Hall Academy we follow the statutory framework for the Early Years Foundation Stage.

Our practice is shaped using the 'Development Matters' guidance.

## The Prime Areas of Learning and Development

- Personal, Social and Emotional Development
- Physical Development
- Communication and Language

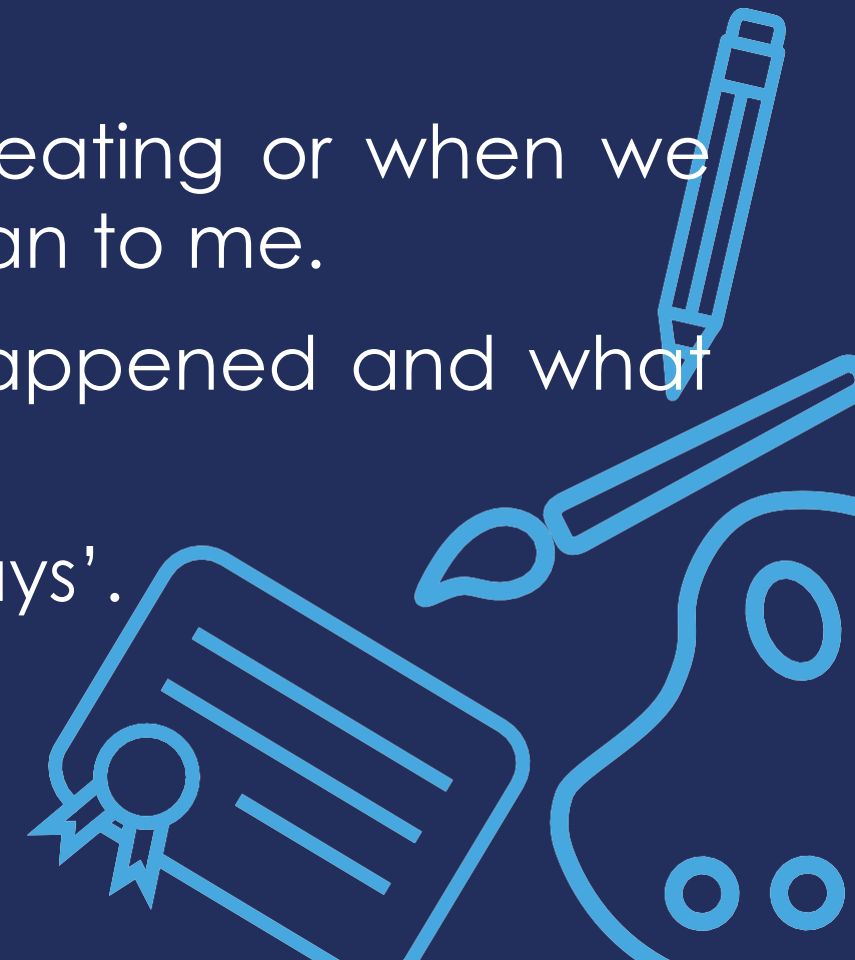


# COMMUNICATION AND LANGUAGE

This covers a wide range of skills including listening and responding to others during a conversation, giving attention to others in a variety of situations, understanding and following instructions, and lastly, speaking clearly to others.

How parents/carers can help...

- Have conversations with me about things that I am interested in. Encourage me to keep talking by nodding, smiling and making comments.
- Introduce new words when we are playing, eating or when we are out and about. Explain what new words mean to me.
- Talk to me about things that have already happened and what might happen soon.
- Play listening games with me such as 'Simon Says'.



## PERSONAL, SOCIAL AND EMOTIONAL DEVELOPMENT

This is about encouraging your child to develop as an individual and make relationships with others.

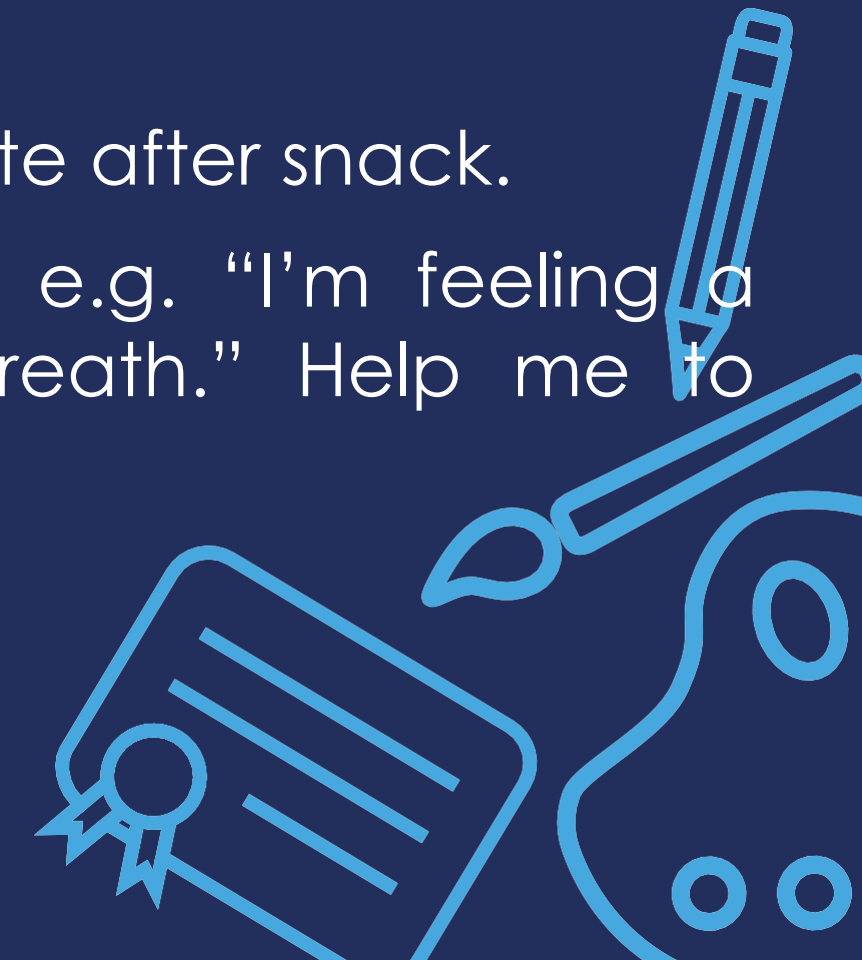
They will develop self-confidence and self-awareness.

Be increasingly independent in meeting their own care needs, e.g. brushing teeth, using the toilet and washing and drying their hands.

Every child will learn how to identify and manage their feelings and behaviour.

How parents/carers can help...

- Give me tasks to carry out, e.g. washing my plate after snack.
- Model how you manage your own feelings, e.g. "I'm feeling a bit angry so I am going to take a deep breath." Help me to understand why I am feeling sad or frustrated.
- Have a routine for meal-times and bedtime.



# PHYSICAL DEVELOPMENT

At this young age your child needs to become confident in the way they move and use tools and apparatus. Your child will have opportunities to use both large apparatus (play equipment etc.) and small apparatus (scissors etc.). Children will also develop an awareness of health and self-care. They will explore what a healthy lifestyle consists of.

How parents/carers can help...

- Help me with dressing but let me do the last steps, e.g. pulling up my zip after you have started it off.
- Give me lots of opportunities to be active and practise running, jumping, balancing, climbing and swinging.
- Encourage me to walk, scoot or bike when we go out.



# THE EARLY YEARS FOUNDATION STAGE CURRICULUM

At Maltby Lilly Hall Academy we follow the statutory framework for the Early Years Foundation Stage.

Our practice is shaped using the 'Development Matters' guidance.

## The Specific Areas of Learning and Development

- Literacy
- Mathematics
- Understanding of the World
- Expressive Arts and Design



# LITERACY (WRITING AND PHONICS)

The initial focus for writing is the development of fine motor skills and pencil control.

We will provide the children with various fine-motor based activities to develop this, such as tweezers, scissors, picking up beads and small objects. Once this has been established, we will move onto making meaningful marks when painting/drawing.

We will then begin correctly forming the letters in our first name.

We will also begin a very short daily phonics lesson. We will use this time to initially focus on listening and attention behaviours. As the year progresses, we will then move onto learning a new sound every week.

In our school we follow the Read, Write, Inc. Phonics scheme. We highly recommend the RWI website for support and ideas

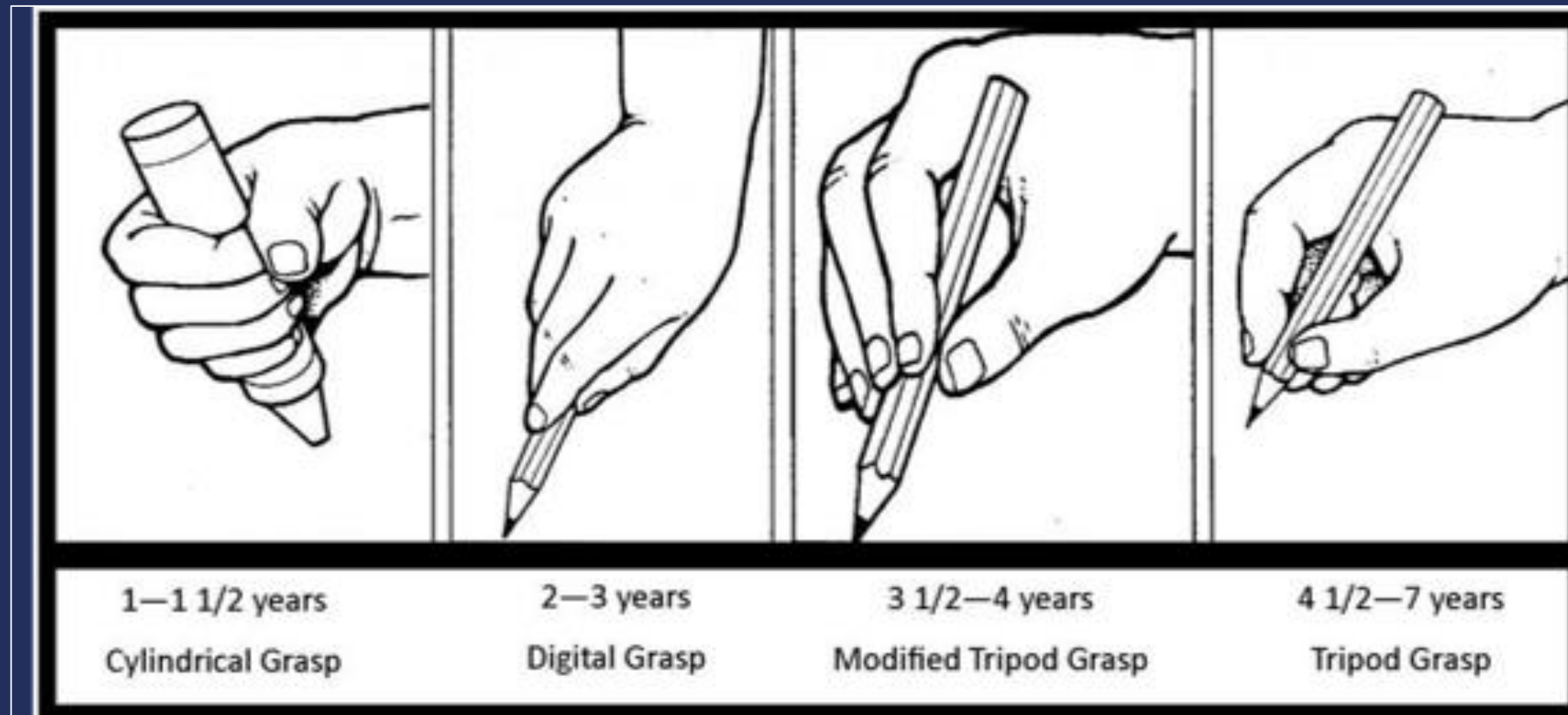
Parents - Ruth Miskin Literacy

How parents/carers can help...

- Help me write my name (use the letter formation phrases to support – see handout)
- Let me help you write birthday cards and shopping lists.




# LITERACY (WRITING AND PHONICS)



Pencil Grip



Writing Stages



# LITERACY (READING)

To encourage your child to become a lifelong reader, it is important that they learn to read for pleasure.

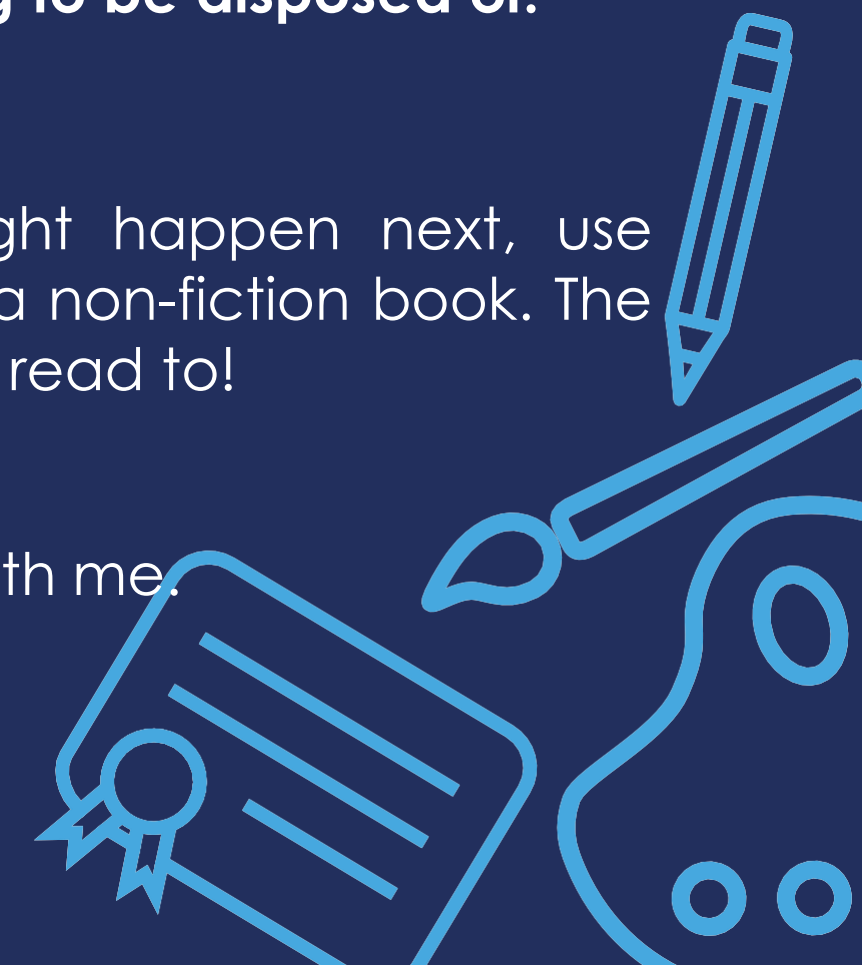
We have a lending library at the Early years main entrance. You can change your storybook with your child as often as you want to. This book is for you to enjoy together. Please remember that this shouldn't be a book for your child to read alone. Please read it to, or with, them- we want this to be a positive reading experience.

The sharing of books will aid your child's language development and imagination. Please take care of our books by making sure books are in book bags and returned.

**Please, do not put water bottles in your child's book bag** – we have had some cases in the past of books being water damaged and having to be disposed of.

How parents/carers can help...

- Discuss the pictures, enjoy the story, predict what might happen next, use different voices for the characters and explore the facts in a non-fiction book. The main thing is that you have fun, you are NEVER too old to be read to!
- Give me time to think and share my ideas.
- Play around with words. Make up fun rhyming sentences with me.



# MATHS

During the early stages of the year, we will focus on number songs to introduce number language.

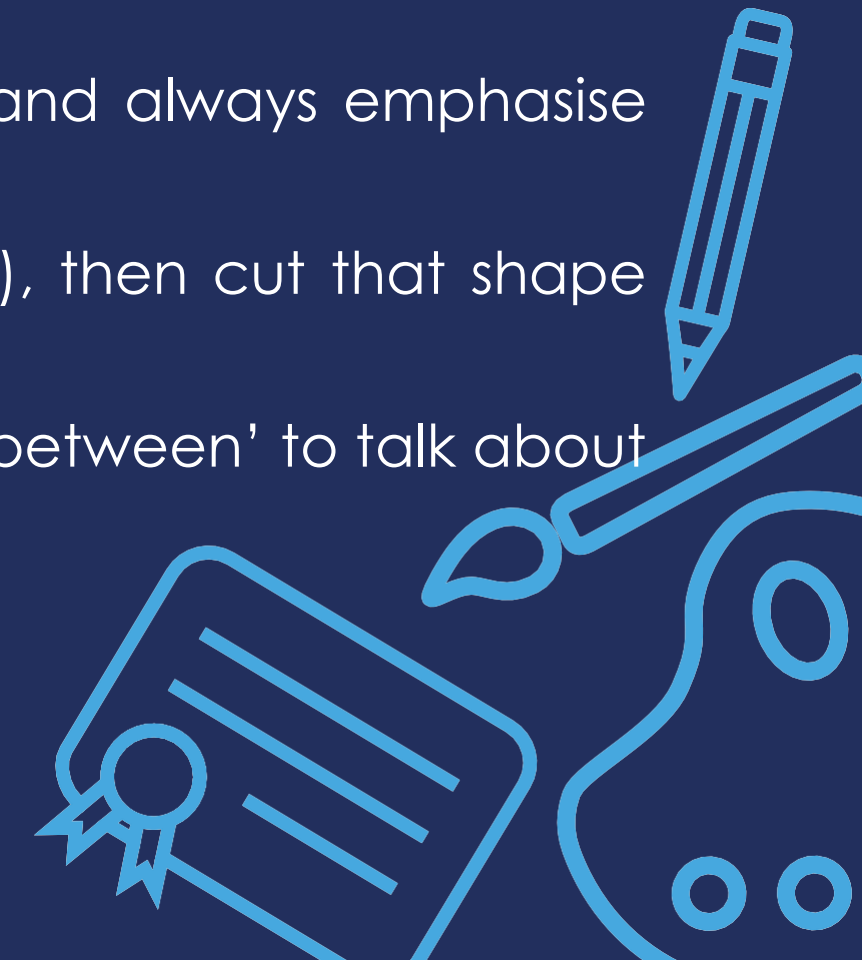
We will practise our 1:1 correspondence when counting various amounts of objects. Lining objects up to count them.

As the year progresses, we will begin focusing on recognising numerals and counting amounts to 5 and then to 10.

We will explore ways of measuring including capacity, weight, height and length. We will select and use both 2D and 3D shapes.

How parents/carers can help...

- Point out the number of things rather than just the names, e.g. "We have two apples!"
- Give me lots of opportunities to count for a real reason and always emphasise the last number – "There are 3 cookies."
- Cut out a large shape from a cereal box (circle, triangle), then cut that shape into 2-4 smaller pieces to make a simple puzzle.
- When we're at the park, use words like 'up', 'under', and 'between' to talk about what we see.
- Make playdough with me.



# UNDERSTANDING THE WORLD

In this area of learning your child is encouraged to start developing the skills that he/she will need to help them make sense of the world. It includes strands of science, history, geography, design technology and information technology.

How parents/carers can help...

- Help me make collections of interesting natural materials, e.g. pebbles, shells.
- Let me explore ice, once it has melted a bit
- Plant seeds and bulbs with me.
- Take me to different places such as the library.
- Talk to me about my experiences and where we have been/are going



# EXPRESSIVE ARTS AND DESIGN

Children will learn how to explore and use their imagination. They will explore representing their own ideas through singing songs, making music, dance, roleplay and creating art projects. They will safely use and explore a variety of materials, tools and techniques, experimenting with colour, design and texture in an imaginative way.

How parents/carers can help...

- Make home-made paintbrushes using clothes pegs and items from around the house and outdoors.
- Join in pretend play with me.
- Give me a cardboard box and some fabric to build a den with.
- Sing songs with me
- Make sounds using household objects and keep a beat.



# OUTDOOR LEARNING

- All children will be given the opportunity to play and learn outdoors every day, whatever the weather.
- It is important that children come to school dressed appropriately. They will need:
  - ✓ Warm, waterproof clothes when it is cold and wet.
  - ✓ Sun hat and sunscreen when it is sunny and hot.
  - ✓ A pair of wellies for school. These will remain on our welly rack.

**Please ensure that all belongings have your child's full name clearly written in them.**





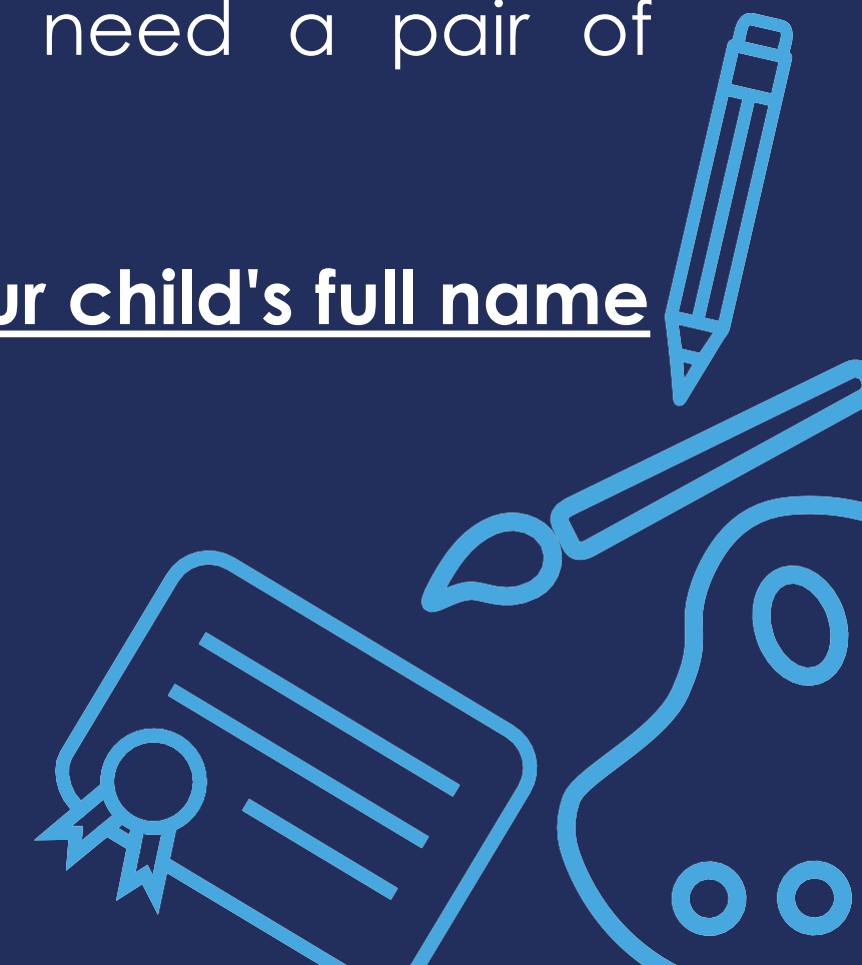
# SCHOOL UNIFORM

- Royal blue jumper/sweatshirt/cardigan (with or without school logo)
- Plain white shirt/blouse/polo shirt
- Dark grey or black trousers/skirts/shorts/tights
- White, black or grey socks
- Black school shoes

**Outdoor area/Nature Explorers:** Children will need a pair of wellies which can be left in school.

**Please ensure that all items of clothing have your child's full name clearly written in them.**

**PINDERS UNIFORM**



# WHAT DO I NEED FOR SCHOOL?

---

1. A **water bottle** labelled with their name **everyday**.
2. Coat / Sun Hat (weather permitted).
3. **Flat, blue School Book Bag** - All children will be provided with a plastic school bag for their reading records, books and home learning. Please bring daily.
4. Packed Lunch (if your child is here for the full day).
5. Change of clothing clearly labelled in a bag in case of any accidents. This bag will be kept at school on your child's peg.
6. Wellies clearly labelled – to remain in school for nature explorers and children will go into the outdoor provision when it rains.

**Please ensure that all belongings have your child's full name clearly written in them.**



# WHAT CAN I DO TO HELP MY CHILD?

---

**It would help a great deal if your child could do the following before they start school:**

- Dressing and undressing themselves with greater independence - fastening their coat and shoes independently.
- Hang their belongings up independently.
- Access the toilet independently (please make us aware if you have concerns regarding this).
- Wash and dry hands independently.
- Tidy away toys.
- Use a tissue to wipe/blow their nose.
- Have a sleep routine.

[What-to-expect-in-the-EYFS-complete-FINAL-16.09-compressed.pdf \(foundationyears.org.uk\)](#)



# THANK YOU

We hope you have found this presentation useful.

If you have any further questions, please contact the school via the school email:

[info@maltbylillyhallacademy.com](mailto:info@maltbylillyhallacademy.com)

We look forward to welcoming you all to Maltby Lilly Hall Nursery class in September.

Maltby Lilly Hall Academy

Cliff Hill

Maltby

Rotherham

S66 8AU

Telephone: [01709 812148](tel:01709812148)

Email: [info@maltbylillyhallacademy.com](mailto:info@maltbylillyhallacademy.com)

