

Saving work in Purple Mash

Most activities should look like this when you get to the end. Here you can choose to try again or click on I'm done.



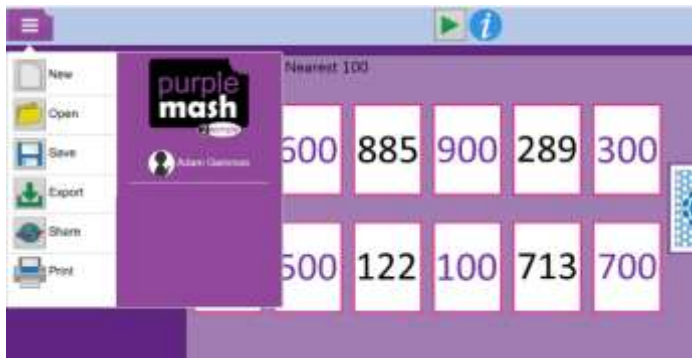
Once you click on I'm done the task is complete and you can choose something else from your 2Do list.

Your 2do list will look like this.

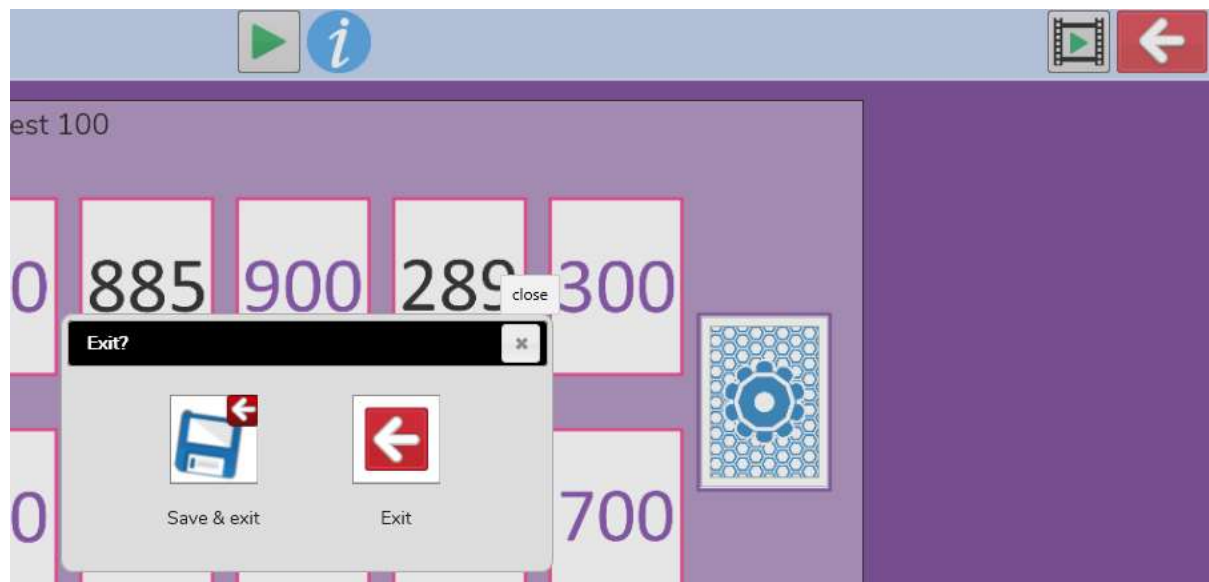
From here you can choose tasks to start, continue or hand-in.

Saving work in Purple Mash

Some tasks, that are not the quiz style tasks, may need **you** to save them. To do this click on the purple box with 3 lines at the top right hand side of the screen. This will open a menu. From here, click on save.

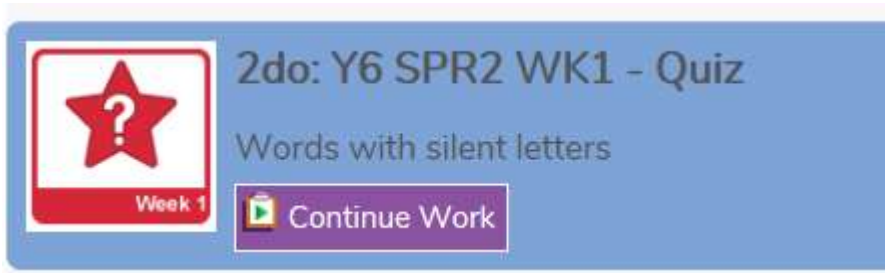


Another way to save (useful if you're in the middle of a task and need to pause and come back to it later) is to click the red box with a white arrow in the top right hand corner. A box will pop-up giving you the option to exit (no save so all work will be lost) or save and exit. If you save and exit you will be able to continue later.



Saving work in Purple Mash

If you have had a problem handing something in this week try clicking back onto the task from your 2do list.



When you open the quiz it won't let you change your answers but if you try to save it (top left purple button this box will appear. Now you can save and hand-in.

